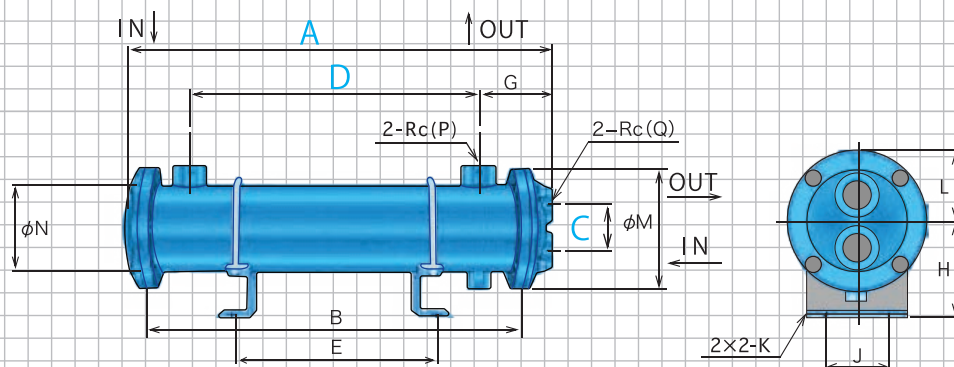


SLC series

3-5B / FIN TUBE TYPE 清水用

TYPE: SLC-***P*



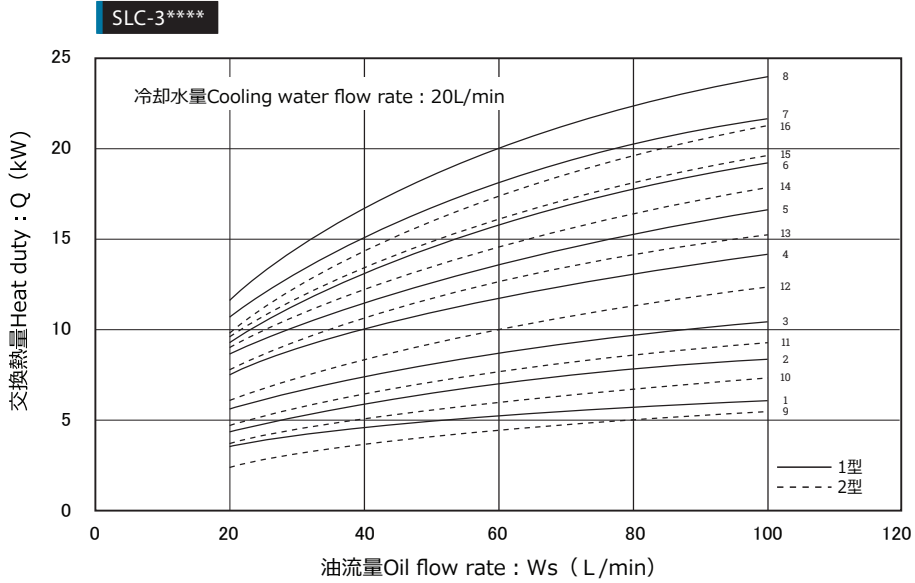
SIZE

最高使用圧力 | 胴側 : 0.98MPaG 管側 : 0.49MPaG | 標準塗装色 | メタリックブルー
 Max. working pressure | Shell side : 0.98MPaG Tube side : 0.49MPaG | Standard paint color | Metallic blue

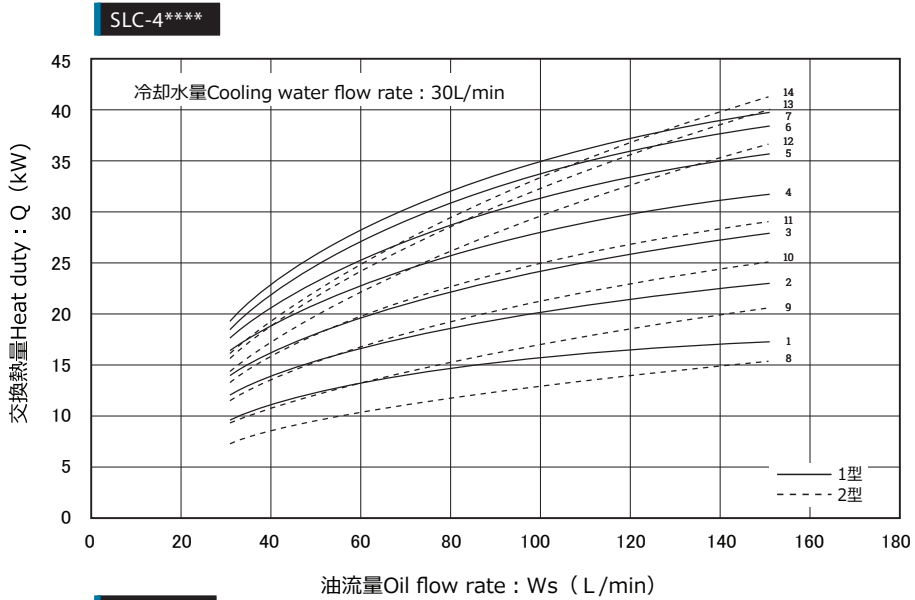
| TYPE | A | B | C | D | E | F | G | H | J | K | L | M | N | P | Q | 質量 (kg) | 伝面 (m ²) |
|---------|------|------|------|------|------|------|---|---|---|---|---|---|---|---|---|---------|----------------------|
| SLC-303 | 318 | 232 | 45 | 152 | 87 | | | | | | | | | | | 7 | 0.33 |
| 304 | 390 | 304 | | 224 | 159 | | | | | | | | | | | 7.5 | 0.45 |
| 305 | 462 | 376 | | 296 | 231 | | | | | | | | | | | 8.5 | 0.58 |
| 307 | 606 | 520 | | 440 | 375 | | | | | | | | | | | 10 | 0.83 |
| 309 | 750 | 664 | | 584 | 519 | | | | | | | | | | | 12 | 1.08 |
| 311 | 894 | 808 | | 728 | 663 | | | | | | | | | | | 14 | 1.33 |
| 313 | 1038 | 952 | | 872 | 807 | | | | | | | | | | | 16 | 1.57 |
| 315 | 1181 | 1095 | 1015 | 950 | 19 | 1.82 | | | | | | | | | | | |
| SLC-408 | 476 | 384 | 60 | 284 | 214 | | | | | | | | | | | 14.5 | 1.11 |
| 411 | 620 | 528 | | 428 | 358 | | | | | | | | | | | 17 | 1.57 |
| 415 | 764 | 672 | | 572 | 502 | | | | | | | | | | | 19.5 | 2.04 |
| 418 | 908 | 816 | | 716 | 646 | | | | | | | | | | | 23 | 2.50 |
| 421 | 1052 | 960 | | 860 | 790 | | | | | | | | | | | 25 | 2.96 |
| 424 | 1195 | 1103 | | 1003 | 933 | | | | | | | | | | | 28 | 3.42 |
| 428 | 1268 | 1176 | | 1076 | 1006 | | | | | | | | | | | 33 | 3.65 |
| SLC-509 | 496 | 384 | 70 | 262 | 177 | | | | | | | | | | | 28 | 1.71 |
| 518 | 640 | 528 | | 406 | 321 | | | | | | | | | | | 32 | 2.43 |
| 526 | 856 | 744 | | 622 | 537 | | | | | | | | | | | 40 | 3.49 |
| 534 | 1072 | 960 | | 838 | 753 | | | | | | | | | | | 48 | 4.56 |
| 542 | 1288 | 1176 | | 1054 | 969 | | | | | | | | | | | 56 | 5.63 |
| 549 | 1503 | 1391 | | 1269 | 1184 | | | | | | | | | | | 50 | 6.69 |
| 554 | 1614 | 1502 | | 1380 | 1295 | | | | | | | | | | | 56 | 7.24 |

単位 : mm

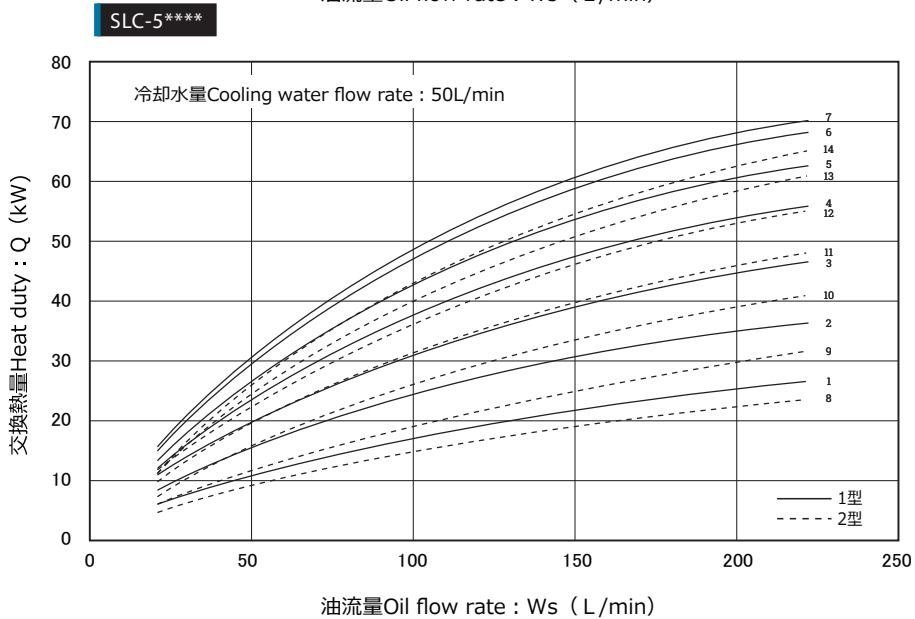




- 1 : 303P1
- 2 : 304P1
- 3 : 305P1
- 4 : 307P1
- 5 : 309P1
- 6 : 311P1
- 7 : 313P1
- 8 : 315P1
- 9 : 303P2
- 10 : 304P2
- 11 : 305P2
- 12 : 307P2
- 13 : 309P2
- 14 : 311P2
- 15 : 313P2
- 16 : 315P2



- 1 : 408P1
- 2 : 411P1
- 3 : 415P1
- 4 : 418P1
- 5 : 421P1
- 6 : 424P1
- 7 : 428P1
- 8 : 408P2
- 9 : 411P2
- 10 : 415P2
- 11 : 418P2
- 12 : 421P2
- 13 : 424P2
- 14 : 428P2



- 1 : 509P1
- 2 : 518P1
- 3 : 526P1
- 4 : 534P1
- 5 : 542P1
- 6 : 549P1
- 7 : 554P1
- 8 : 509P2
- 9 : 518P2
- 10 : 526P2
- 11 : 534P2
- 12 : 542P2
- 13 : 549P2
- 14 : 554P2

※ 上記と異なる条件でご使用の場合はP 24 の『選定仕様書』を正確に記入の上、弊社までご連絡ください。
 ※ In use of different conditions from the above, please accurately fill in "SPECIFICATION SELECTION" on page 25 and contact us
 ※ SLCシリーズは胴側取合いねじ込みタイプのみ
 ※ Oil shell side connection of SLC series is no flange type only
 ※ SLCシリーズは胴側流量区分は1型、2型のみ
 ※ SLC series has two type of flow